








ONTARIO INTERNATIONAL AIRPORT

SUBSTITUTE Your Side for \$1.89 More

| | | | | |
|---|--|--|--|---|
|  Fruit Cup ✓ 6.20 70cal |  Side Salad ✓ 6.20 160 cal |  Kale Crunch ✓ 6.20 170 cal |  Mac & Cheese 6.20 450 cal |  Berry Parfait 6.90 270/240 cal |
|---|--|--|--|---|

Meals Include
Waffle Potato Fries or Waffle Potato Chips
+ Tea or Soft Drink

Original Meals

1 Chick-fil-A® Chicken

14.46 meal 630-1020 cal
7.99 entree 420 cal



Chick-fil-A®
Chicken

Chick-fil-A® Deluxe

15.52 meal 700-1090 cal
9.09 entree 490 cal



2 Spicy Chicken

15.05 meal 660-1050 cal
8.60 entree 450 cal



Spicy Chicken

Spicy Deluxe

16.11 meal 750-1140 cal
9.67 entree 540 cal



3 Chick-fil-A® Nuggets

8ct 14.59 meal 460-850 cal
8.13 entree 250 cal
12ct 17.76 meal 590-980 cal
11.32 entree 380 cal



4 Chick-n-Strips™

3ct 14.69 meal 520-910 cal
8.25 entree 310 cal
4ct 17.29 meal 620-1010 cal
10.85 entree 410 cal



Grilled Meals

5 Grilled Nuggets

8ct 15.45 meal 340-730 cal
9.03 entree 130 cal
12ct 19.29 meal 410-800 cal
12.85 entree 200 cal



6 Grilled Chicken

16.23 meal 540-930 cal
9.79 entree 330 cal
without sauce



Grilled Chicken Club

19.19 meal 670-1060 cal
12.74 entree 460cal
without sauce
substitute gluten-free bun
add 2.00 subtract 30 cal



7 Grilled Chicken Cool Wrap®

18.52 meal 560-950 cal
11.99 entree 350cal
without dressing



Sauces
add 25-140 cal

look for choices
350 cal and under

Dressings
add 25-310 cal

Waffle Potato Fries

M 4.30 420 cal
L 4.90 600 cal



Waffle Potato Chips (gluten-free)

Original or
Chick-fil-A® Sauce Flavored
3.85 220/210 cal



Salads

Cobb Nuggets with mixed greens, Monterey Jack & cheddar cheeses, eggs, bacon, grape tomatoes & corn
13.16 440 cal • 520 cal with toppings

Market Grilled chicken with mixed greens, blue cheese, apples & berries
13.40 190 cal ✓ • 320 cal with toppings ✓

Spicy Southwest Grilled spicy chicken with mixed greens, Monterey Jack & cheddar cheeses, grape tomatoes, peppers, corn & black beans
13.40 240 cal ✓ • 390 cal with toppings

Dressings
add 25-310 cal

Drinks

Freshly-Brewed Iced Tea Unsweetened or Sweet
M 3.99 0/120 cal L 4.67 0/170 cal

Chick-fil-A® Lemonade Diet or Regular
M 4.75 60/260 cal L 5.40 80/380 cal

Chick-fil-A® Sunjoy®
Blend of Regular Lemonade and Sweet Tea
M 4.75 240 cal L 5.40 350 cal

Soft Drinks
M 3.99 0-190 cal L 4.67 0-270 cal

Cold Brew Iced Coffee Original or Vanilla
5.99 200 cal

SimplyOrange® ✓ **HotCoffee** **DASANI®**
4.99 160 cal 3.99 0 cal 3.71 0 cal

Treats

Hand-Spun Milkshakes

Cookies & Cream
6.99 630 cal
Chocolate
6.99 600 cal

Strawberry
6.99 560 cal
Vanilla
6.99 580 cal

Frosted Lemonade
Available with Diet Lemonade
6.90 280/350 cal

Frosted Coffee
6.90 260 cal

Frosted Sodas & Floats
With any Soft Drink
6.90 260-320 cal

Icedream Cone
2.79 180 cal

Chocolate Fudge Brownie
1ct 3.35 370 cal

Chocolate Chunk Cookie
1ct 2.59 370 cal
6ct 14.99 370 cal per cookie

Breakfast Meals Include

Hash Browns + Coffee



Hash Browns
2.59 270 cal

SUBSTITUTE Your Side for

| | |
|---|--|
| \$3.61 more Fruit Cup ✓ 70 cal | \$4.32 more Berry Parfait ✓ 270/240 cal |
|---|--|

1 Chick-fil-A Biscuit
10.85 meal 720 cal
5.72 entree 460 cal



2 Chick-n-Minis
4ct 12.35 meal 630 cal
7.19 entree 360 cal



3 Spicy Biscuit
11.20 meal 710 cal
6.08 entree 450 cal



4 Chicken or Sausage Hash Brown Scramble
Bowl or Burrito
12.85 meal 730-980 cal
7.75 entree 470-720 cal



5 Egg White Grill
12.75 meal 560 cal
7.61 entree 300 cal ✓



6 Bacon or Sausage, Egg & Cheese Biscuit
11.62 meal 690/880 cal
6.49 entree 420/620 cal



7 Sausage or Bacon, Egg & Cheese Muffin
11.91 meal 760/570 cal
6.49 entree 490/300 cal



2,000 calories a day is used for general nutrition advice, but calorie needs vary. Additional nutrition and allergen information available upon request. Calorie numbers shown do not include sauces or dressings. Bred chicken is cooked in 100% refined peanut oil. Waffle Potato Fries and Hash Browns are cooked in canola oil.